



The Corsham School Y11 Bulletin





“Class of 24” Term 3&4

Key Dates Term 3&4

DATE	EVENT
23 RD JANUARY	Year 11 Report including PPE results
25 TH JANUARY	Year 11 Parent’s Evening
5 TH FEBRUARY	Beginning date for MFL Speaking PPE’s
8 TH FEBRUARY	Coping with Exam Stress for Parents (18.00-19.00) and Students (in school)
21 ST & 22 ND MARCH	Geography visit to Bath

Independent task list

SUBJECT	TASK
ENGLISH	<p>Complete an English Language paper two using targets set from classwork in term 3. There are 9 practice exam papers on Sharepoint, plus the 2017 paper. Paper 2 2017</p> <p>Answer a full Literature question on a year 10 text studied. This could be An Inspector Calls, Macbeth, A Christmas Carol, Unseen Poetry or on poems from the Power and Conflict Cluster. Literature Papers</p> <p>Using Seneca or the poetry revision guides you have been given, make revision cards for the poems we have studied so far. Seneca Online</p>
MATHS	<p>Half Past Papers Half a past paper each week. Perfect for setting as homework. Will go through LIVE on TikTok each Thursday (@hannahkettlemaths). www.hannahkettlemaths.co.uk</p>
SCIENCE	<p>Combined Science Complete 15 flash cards revising key facts for each of the following: Biology chapters 10 to 17, Chemistry chapters 8 to 12 and Physics chapters 8 to 13. These chapter numbers refer to the Combined Sciences: Trilogy textbooks.</p> <p>Triple Science Complete 15 flash cards revising key facts for each of the following: Biology chapters 10 to 18, Chemistry chapters 8 to 15 and Physics chapters 8 to 16. These chapter numbers refer to the Separate Science textbooks.</p>
HISTORY	<p>Complete revision activities of a detailed timeline on at least two of the units. See GCSE bitesize to help: GCSE History - Edexcel - BBC Bitesize</p> <p>Complete a past paper. See the Edexcel website: Edexcel GCSE History (2016) Pearson qualifications</p> <p>Complete revision activities of a fact file on the main individuals studied in at least two of the units. See GCSE bitesize to help: GCSE History - Edexcel - BBC Bitesize</p>
GEOGRAPHY	<p>Follow this link https://www.ocr.org.uk/qualifications/gcse/geography-b-geography-for-enquiring-minds-i384-from-2016/assessment/</p> <p>Complete at least 2 sections a week from the past papers from memory and then self assess using the mark schemes. Make note of any areas/topics you are unsure about and check your mind maps to fill in the gaps in knowledge. If you are lacking mind maps/flash cards complete these asap.</p>
FRENCH	<p>Show evidence of having revised a section of vocabulary from one of these folders:</p> <p> French foundation vocabulary</p> <p> French Higher vocabulary</p> <p>E.g. mind map</p>

	<p>Complete a past paper from here  French GCSE past papers 2018 - 2022</p> <p>Complete grammar tasks on: https://www.languagesonline.org.uk/Hotpotatoes/frenchindex.html#Grammar Show your teacher screenshots of 3 completed exercises. Complete a double page of your revision guide workbook to show your teacher. Practise writing tasks for your tier - 40 / 90 / 150 words.</p>
SPANISH	<p>Spanish Vocabulary: www.memrise.com Review/learn vocab: suggest 20 minutes three times a week. Grammar: languages online Choose a grammar point, make your own notes/flash cards & complete the practise exercises. Exam practise:  Spanish GCSE past papers 2018 - 2022 Complete and mark a past paper (listening & reading). Make a vocab list from the paper and learn it. All (vocab, topics, practise, grammar): GCSE Spanish - AQA - BBC Bitesize Note and learn the topic specific vocabulary. Complete the practise exercise for the topics/grammar point chosen.</p>
MEDIA	<p>Use Mrs. Fisher's YouTube Channel to make notes on the set texts for the exam: Mrs Fisher - YouTube Read and make notes from example exam questions, answers, mark schemes and examiners' comments: eduqas.co.uk/umbraco/surface/blobstorage/download?nodeId=12951 A collection of student based resources from the exam board, Eduqas: Eduqas</p> <p>Use Quizlet to create flashcards and learn key Media terminology: GCSE Media Studies (WJEC) Flashcards Quizlet</p>
COMPUTING PE	<p>Complete 4 pages from your white Exam Practice Workbook and bring them to Mr Fletcher for checking Complete flash cards or a mind map on the short term and long term effects of exercise on the following body systems: Cardiovascular system, Respiratory system, Muscular/Skeletal system. Complete 6 mark question issued by your teacher.</p>
DANCE	<p>Complete exam question/task issued by teacher.</p>
ART	<p>Art: Create an artist research page on artist that links to your chosen exam topic. Create a small copy of their work using the same materials. Take your own photos inspired by your chosen artist and experiment with materials to create your own art piece inspired by your artist. Good Examples of Artist Research Pages - The Arty Teacher</p>
DT	<ul style="list-style-type: none"> • set aside 2 hours to complete this paper (try to mimic exam conditions). If this is challenging for you to do at home, split it into two lots of one hour slots • write your answers in black/blue pen • research any questions and write in purple pen • mark your paper in green pen • hand in to Mrs Knight so she can assess your understanding and award credits! Links to the paper and the mark scheme:  DT Paper 7 EXAM.pdf  DT Paper 7 MARK SCHEME.pdf
FOOD	<p>I would like you to focus on nutrition. Questions on nutrition will appear in the section A questions especially. Focus on Vitamins and Minerals. Make a set of flash cards on Vitamins A,B,C, D, E and K. Refer to functions, deficiencies, food sources. Do the same for CALCIUM, IRON,FLUORIDE,SODIUM, IODINE and PHOSPHOROUS. If you need your exercise books to enable you to complete the task please come and collect it.</p>

TEXTILES	<p>Create a textiles artist research page on artist that links to your chosen exam topic. Create a small copy of their work using the same materials. Take your own photos inspired by your chosen artist and experiment with materials to create your own textiles piece inspired by your artist.</p> <p>GCSE A* GRADE Fashion Design, Textiles Research Sketchbook Tour - YouTube</p>
PHOTOGRAPHY	<p>Create a photographer research page on photographer that links to your chosen exam topic. Take your own photos inspired by your chosen photographer and experiment with editing techniques to create your own art piece inspired by your photographer.</p> <p>Photography Sketchbook Ideas – 11 Inspirational Examples (studentartguide.com)</p>
DRAMA	<p>Complete 3 timed Section A 15 mark responses for 'The IT'.</p> <p>Complete 4 timed Section B 15 mark responses. 2 should be Acting based live theatre questions & 2 should be design focused.</p>
SOCIOLOGY	<p>Revision Materials Including PLCs, Knowledge Organisers, exam technique resources Masterclasses and Revision Guides:</p> <p>11X - https://corsham.sharepoint.com/:f/s/Section_CS-2023-11X-So1/Eg1UT_ay5qdMq4svPbStqS8Bjt4egVjZHa8STthlxVwOkA?e=sfczBH</p> <p>11Z - https://corsham.sharepoint.com/:f/s/Section_CS-2023-11Z-So1/EuHe-wPeL2VJpEabqwS_susB4N0QjoiW1lykvabdfU4kRA?e=eTJBTe</p> <p>An excellent revision guide is the Collins AQA GCSE 1-9 Revision Guide ISBN-10 0008227454 https://biblio.co.uk/book/grade-9-1-gcse-sociology-aqa/d/1275998036?aid=frg&gclid=EAIaIQobChMImIG9opm2gQMVTMDtCh1yBwoyEAQYAyABEgLxdfD_BwE</p> <p>The best text book is AQA GCSE Sociology 1-9 Sociology Student Book Updated Edition ISBN-9781510470286 https://www.amazon.co.uk/AQA-GCSE-9-1-Sociology-Updated/dp/151047028X</p> <p>Past Papers & Schemes https://www.aqa.org.uk/subjects/sociology/gcse/sociology-8192/assessment-resources</p> <p>Revision Website: https://www.youtube.com/c/allsociology https://revisesociology.com/</p> <p>Free Revision Guide https://wrhs1118.co.uk/wp-content/uploads/sites/4/2022/04/Soc-AI-Revision-Pack-2022.pdf</p>
BUSINESS STUDIES	<p>Complete 4, 6 and 9-mark questions from the past exam papers given by the teacher, also on Teams. Complete 10 revision cards based on the following 3 topics sources of finance, marketing mix and Human resources. Useful resources are as follows:</p> <p>https://app.iachieve.org.uk/course-materials https://www.bbc.co.uk/bitesize/subjects/zpsvr82</p> <p>Complete the 2021 June paper provided to you and on Teams by March 28th and bring it to the lesson.</p>
MUSIC	<p>Emerging</p> <p>1. Familiarise yourself with the helpful videos found in the Corsham school music YouTube page. https://www.youtube.com/channel/UCCPv7slWewygECil6O9zXmg 2. test your understanding of Bass, treble and alto clef using note identifier. Use the cog In the right hand corner to change the settings. https://www.musictheory.net/exercises/note. 3. Test your current understanding with the GCSE music Blooket. https://dashboard.blooket.com/set/63da56cdc4d70abd794fb024</p> <p>Developing</p> <p>4. test your understanding of Bass, treble and alto clef using note identifier. https://www.musictheory.net/exercises/note. 5. understand the different types of cadences that can be found. https://www.youtube.com/watch?v=3aRBWDHE4g8. 6. Master identifying chords using the chords</p>

identifier found on Music theory.net <https://www.musictheory.net/exercises/chord>. 7. S Lusted video on the cadences that can be found in Badanerie. (Like Comment Subscribe) <https://www.youtube.com/watch?v=rF4y58qbDAE>

Mastery

8. Answer these challenging cadence questions found on the EDUQAS site <https://resources.eduqas.co.uk/Pages/ResourceSingle.aspx?rId=1610>. 9. Have a go at these past papers to master the process of the exam. https://www.eduqas.co.uk/qualifications/music-gcse/#tab_pastpapers

Teaching and Learning Focus this term

The main focus for this term is to prepare you ready for your real exams. You have now sat your PPEs and know what it is like to sit a number of exams crammed into a short space of time, it is not easy. Hopefully you have all produced revision materials for your PPEs. Please make sure you are adding to this, little and often, everyday, so that your revision materials are finished long before your exams start, remember producing materials is not revising!!! Please refer to the school website [How to Revise](#) for a guide on how to produce materials and how to revise.

In many of your subjects you will be coming to the end of the teaching of content and will be then focusing on exam technique and top tips from your teachers so that you understand how to sit an exam. Use your Year 11 PPE papers as a starting point to remember what your strengths and weaknesses are and ensure that during independent study time (at least an hour a night at this point in time on top of your homework) you are working on closing the gaps in knowledge.

Don't spend time going over content you like or are familiar with, it's the other bits that are going to improve your grades.

Please make sure that you complete the PPE reflection form that Mr. Taylor has sent to you all. This will help you and us reflect if there is anything further we all need to be doing.

Motivation and Mental Wellbeing

Many of you will be hoping to pass your driving test when you are 17. None of you will expect to pass the test without first having sat in a car and driven it 20,25,30 times. Sitting your exams in the Summer will be exactly the same. The more you do it, the more confident you become and the more natural it is. Ask someone who has been driving a long time what they think about when they are driving! As well as road safety, they will tell you about jobs that they have to do, what they are doing at the weekend, what to buy when they go shopping. A beginner will think about, how far to lift the clutch, how far to press the accelerator, have they checked the mirrors, have they indicated etc. Moral of the above, when you have practised so much that you don't even think about what you're doing, you know you've nailed it!

Set yourself SMART targets. If you got 25% in your English Literature exam in your PPE, although desirable, the chances of turning that into 75% in 3 months is very slim but by using SMART targets you can make improvements.

Specific – Be specific in what you are going to improve to say “ I'm going to get better at English” will not help, whereas “ I'm going to learn 5 more quotes from Shakespeare” is something which will enable you to focus on, it's what you need to do.

Measurable – If you only learn 2 quotes you know that you haven't met your target so can carry on revising, if you can recall 3 more you have met your target, move on to the next one.

Achievable – If I said I'm going to learn 30 quotes from Shakespeare then in reality I am setting myself up to fail because a) I don't need 30 and b) I am not likely to do it so may feel disappointed in myself.

Recorded - Write down your progress in a chart, tick list etc. then you can see that you are making progress and feel better about yourself and doing it, you feel like you're winning!

Timed – Do not leave the task open ended. “ by next Friday I'm going to learn 5 new Shakespeare quotes” This means that you have something to work towards with a definite end which is more likely to make you motivated to complete it.

Give it a go (not just in English!)

Other Information

Year 11 revision / study support sessions are still happening in most subjects. Below is a link to when and where subjects are offering those sessions. Please try to find ways in which you can support your child attending some of these sessions, e.g. rearrange appointments, lift sharing etc. when it's results day in August I am sure they will be grateful!

The link will take you to the school website and will direct you to the Yr 10 and Yr 11 area. Here you will find information around exam boards, revision materials and other helpful features to navigate through the next academic year.

<https://www.corsham.wilts.sch.uk/page/?title=Yr10+%26amp%3B+11+information&pid=102>

Leavers Hoodies will be handed out week beginning 22nd January, please see separate email for acceptable use.

DREAM BELIEVE ACHIEVE