

Dear Y8 Student

New ways of working: September 2020

We are so pleased to be able to welcome everybody back into school this September. It will be fantastic to see you all again. Our challenge will be to try and get you back to some new form of normal as quickly as we can so you can get learning really well and do the best you can.

I know many of you may have certain concerns and worries about coming back to school after such a long period of studying at home and then holiday. We have even changed the day around slightly so that you get more time with your Tutors first thing so you have the opportunity to let your Tutor know if you need a bit of support and we have more time to put something in place if we can.

All schools have to follow the Government's Covid safety rules in order to reopen safely in September. These will be slightly different for each school, but for us the rules are simple.

- Don't come to school if you are ill with any Covid symptoms, your parents have a letter explaining these.
- You have to keep 2m away from any adult in school
- In school, you can mix with people in your year group without social distancing, but none others, this is called a "bubble".
- You have to stay within your year group "zone" at all times to keep you separate from other year group students
- You can only use toilets allocated to your year group/bubble, washing your hands carefully with each visit
- You can only use the food selling point allocated to your year group/bubble
- You can only use the free time space allocated to your year group/bubble
- You can only enter/leave the school by your allocated gate
- You have to sanitise your hands when you arrive/leave school and enter/leave any room
- You have to follow "catch it, bin it, kill it" advice, posters to remind you are everywhere

So, this guide will hopefully achieve 4 very important things:

1. Explain to you all about your school entry/exit gates, zone and bubble
2. Describe your ways around your zone to your classrooms, pointing out which classrooms you'll be using
3. Show you what happens upon arrival at school, breaks, lunchtimes and home times
4. Hopefully reassure you that we take your safety very seriously and school is as safe as it can be.

You return to school on **Thursday September 3rd from 8.20 to the end of lesson 2**. This will be your induction to walk you through the information in this document. You won't be in school on Friday September 4th but lessons will start fully on Monday September 7th.

There is also a video in the link below that will helpfully explain everything to.

Year Bubble	Zone	Notes	School Gate
Y8 -7 rooms required	S block first and second floors	Only use s20 stairs, middle stairs for staff. Use S gym toilets only	Only enter/leave school by S block bike shed gate

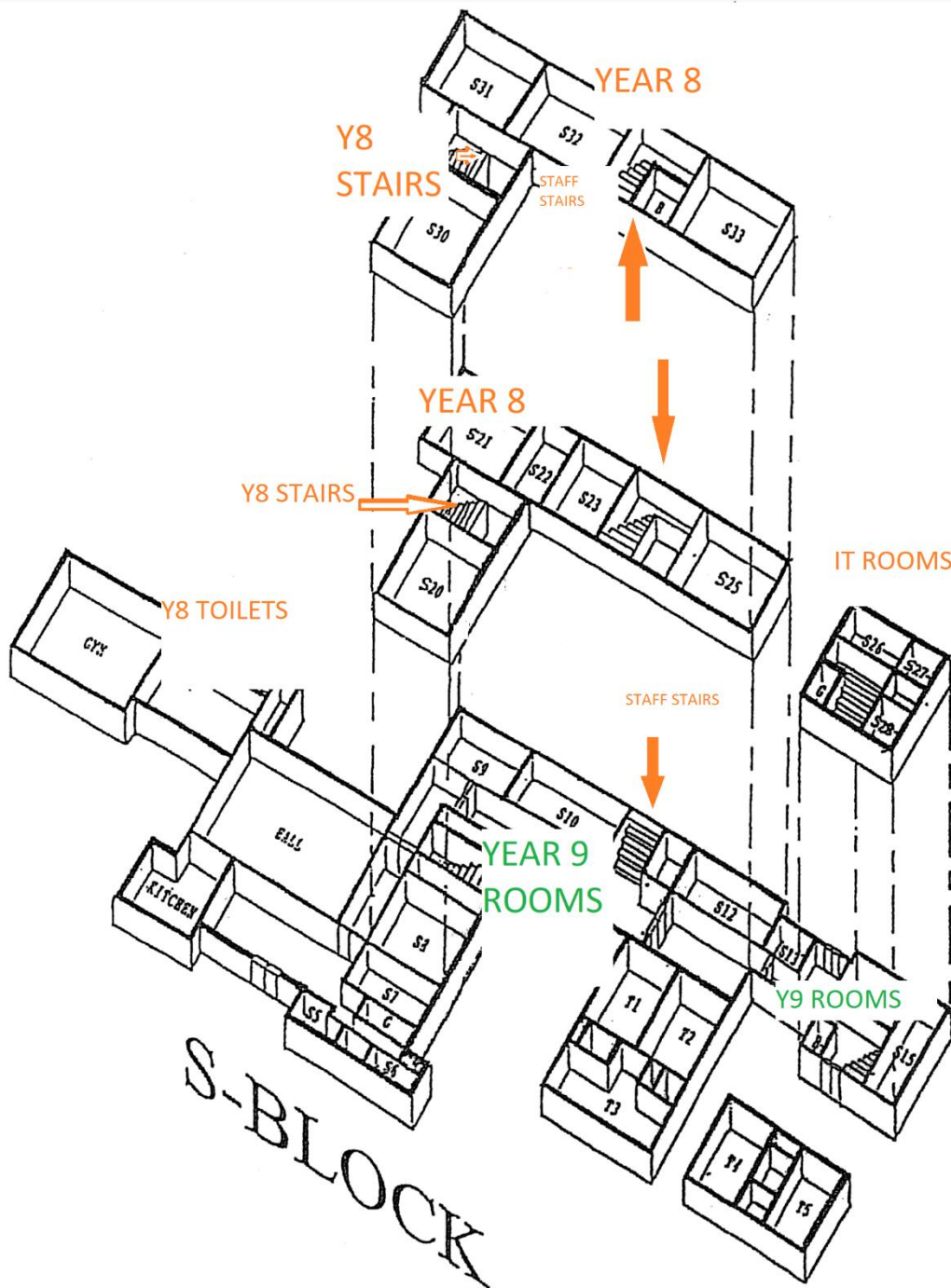
On a typical school day, you will arrive at the y8 gate **at the bottom of S block by the bike sheds** no earlier than 8.15 and no later than 8.30. If you come by bus, you will be dropped at the campus and you will walk down the alleys to your designated gate for Y8 only.



As soon as you come through the gate, you will sanitise your hands, you can make your way to your zone and Tutor room at 8.25 am. If it's raining you may shelter for a while until 8.25 **in the new hall, you can also shelter there if it's raining at break time.**



Your zone is the upstairs 2 floors of S block. Your Tutor bases and all your lessons will be in rooms in those zones. If you are in S33, you can only get there by going through S32. This is the same for S25, you can only access it through S23.




You enter the building through the S block playground to the hall, then use the staircase next to s8 by the entrance to the hall.

In corridors and on stairs, it is very important that you move in a single file, respecting the floor markers as to directions. This is because adults too will use these stairs and corridors and you must remain in single file to allow people to pass in the other direction safely.

Your designated Y8 toilets are those in the S block changing rooms. These are the only ones you can use and please remember to wash your hands with each visit.

At break and lunch times you can get food from the sales point in the old hall. You can't go to the canteen as that is a different zone. Your outside play area for lunch and break time is the S block playground and the bottom part of the field. You may not stroll into other year groups' areas. When you hear the warning bell for the end of break or lunch, just make your way to the playground and line up by your room markers.





One of the most important safety guidelines concerning classrooms is ventilation. Windows and doors must be kept open to keep fresh air coming in. For this reason, after each lesson, you have to leave the building down the same stairs, through the hall to the S block playground where you will line up and wait for your next lesson until your teacher tells you to go. On the playground, there will be room markers that show you where to line up according to which room you are in next.

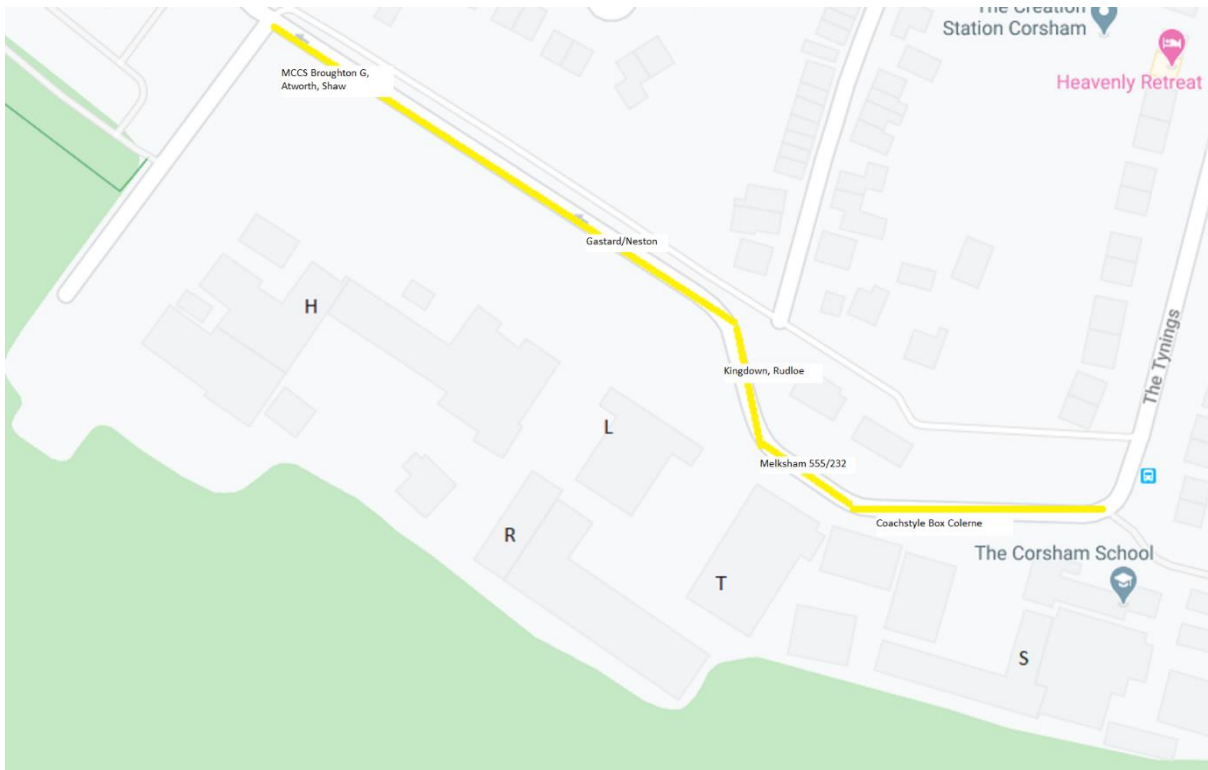
It is really important that everybody sticks to these new ways of working and thereby ensures that everyone is as safe as they can be in school.

If you catch a bus at the end of school. Simply make your way to the appropriate queue, leaving S block through the canteen to the front and simply wait in year group order as per the markers on the path, otherwise leave school by your year group gate.

New Bus Positions at 3 o'clock

As mentioned earlier, there will be markers on the path on the school road to help you maintain your year group bubbles even on the school buses.

The buses will be waiting for you in the following places.



New Fire Arrangements

In order to keep zones and bubbles going in even in the event of a fire evacuation, we have changed slightly the lining up places on the field should the fire bell sound.

